

uCertify

Course Outline

Microsoft Powerpoint 2021



04 Jul 2024

1. Course Objective
2. Pre-Assessment
3. Exercises, Quizzes, Flashcards & Glossary
Number of Questions
4. Expert Instructor-Led Training
5. ADA Compliant & JAWS Compatible Platform
6. State of the Art Educator Tools
7. Award Winning Learning Platform (LMS)
8. Chapter & Lessons
Syllabus
Chapter 1: About This Course
Chapter 2: Getting Started with PowerPoint 2021
Chapter 3: Developing a PowerPoint Presentation
Chapter 4: Formatting Text
Chapter 5: Adding and Arranging Graphical Elements
Chapter 6: Modifying Graphical Elements
Chapter 7: Preparing to Deliver Your Presentation
Chapter 8: Appendix A: Microsoft® PowerPoint® Common Keyboard Shortcuts
Chapter 9: Appendix B: Guidelines for Presentation Design
Videos and How To
9. Practice Test
Here's what you get
Features
10. Live labs
Lab Tasks
Here's what you get
11. Post-Assessment

1. Course Objective

In the Microsoft Power 2021 course, you'll learn how to use Powerpoint 2021 to create engaging and dynamic multimedia presentations. The Microsoft Word course and lab are intended for students who want to use the vast array of features and functionality contained within PowerPoint 2021, gain the ability to organize their content, enhance it with high-impact visuals, and deliver it with a punch.

2. Pre-Assessment

Pre-Assessment lets you identify the areas for improvement before you start your prep. It determines what students know about a topic before it is taught and identifies areas for improvement with question assessment before beginning the course.

3. Exercises

There is no limit to the number of times learners can attempt these. Exercises come with detailed remediation, which ensures that learners are confident on the topic before proceeding.

134
EXERCISES

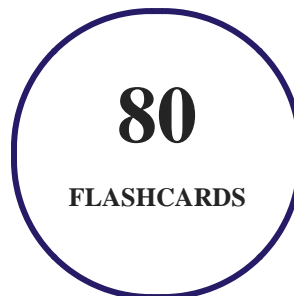
4. Quiz

Quizzes test your knowledge on the topics of the exam when you go through the course material. There is no limit to the number of times you can attempt it.



5. flashcards

Flashcards are effective memory-aiding tools that help you learn complex topics easily. The flashcard will help you in memorizing definitions, terminologies, key concepts, and more. There is no limit to the number of times learners can attempt these. Flashcards help master the key concepts.



6. Glossary of terms

uCertify provides detailed explanations of concepts relevant to the course through Glossary. It contains a list of frequently used terminologies along with its detailed explanation. Glossary defines the key terms.



7. Expert Instructor-Led Training

uCertify uses the content from the finest publishers and only the IT industry's finest instructors. They have a minimum of 15 years real-world experience and are subject matter experts in their fields. Unlike a live class, you can study at your own pace. This creates a personal learning experience and gives you all the benefit of hands-on training with the flexibility of doing it around your schedule 24/7.

8. ADA Compliant & JAWS Compatible Platform

uCertify course and labs are ADA (Americans with Disability Act) compliant. It is now more accessible to students with features such as:

- Change the font, size, and color of the content of the course
- Text-to-speech, reads the text into spoken words
- Interactive videos, how-tos videos come with transcripts and voice-over
- Interactive transcripts, each word is clickable. Students can clip a specific part of the video by clicking on a word or a portion of the text.

JAWS (Job Access with Speech) is a computer screen reader program for Microsoft Windows that reads the screen either with a text-to-speech output or by a Refreshable Braille display. Student can easily navigate uCertify course using JAWS shortcut keys.

9. State of the Art Educator Tools

uCertify knows the importance of instructors and provide tools to help them do their job effectively. Instructors are able to clone and customize course. Do ability grouping. Create sections. Design grade scale and grade formula. Create and schedule assessments. Educators can also move a student from self-paced to mentor-guided to instructor-led mode in three clicks.

10. Award Winning Learning Platform (LMS)

uCertify has developed an award winning, highly interactive yet simple to use platform. The SIIA CODiE Awards is the only peer-reviewed program to showcase business and education technology's finest products and services. Since 1986, thousands of products, services and solutions have been

recognized for achieving excellence. uCertify has won CODiE awards consecutively for last 7 years:

- **2014**

1. Best Postsecondary Learning Solution

- **2015**

1. Best Education Solution
2. Best Virtual Learning Solution
3. Best Student Assessment Solution
4. Best Postsecondary Learning Solution
5. Best Career and Workforce Readiness Solution
6. Best Instructional Solution in Other Curriculum Areas
7. Best Corporate Learning/Workforce Development Solution

- **2016**

1. Best Virtual Learning Solution
2. Best Education Cloud-based Solution
3. Best College and Career Readiness Solution
4. Best Corporate / Workforce Learning Solution
5. Best Postsecondary Learning Content Solution
6. Best Postsecondary LMS or Learning Platform
7. Best Learning Relationship Management Solution

- **2017**

1. Best Overall Education Solution
2. Best Student Assessment Solution
3. Best Corporate/Workforce Learning Solution
4. Best Higher Education LMS or Learning Platform

- **2018**

1. Best Higher Education LMS or Learning Platform

2. Best Instructional Solution in Other Curriculum Areas
3. Best Learning Relationship Management Solution

- **2019**

1. Best Virtual Learning Solution
2. Best Content Authoring Development or Curation Solution
3. Best Higher Education Learning Management Solution (LMS)

- **2020**

1. Best College and Career Readiness Solution
2. Best Cross-Curricular Solution
3. Best Virtual Learning Solution

11. Chapter & Lessons

uCertify brings these textbooks to life. It is full of interactive activities that keeps the learner engaged. uCertify brings all available learning resources for a topic in one place so that the learner can efficiently learn without going to multiple places. Challenge questions are also embedded in the chapters so learners can attempt those while they are learning about that particular topic. This helps them grasp the concepts better because they can go over it again right away which improves learning.

Learners can do Flashcards, Exercises, Quizzes and Labs related to each chapter. At the end of every lesson, uCertify courses guide the learners on the path they should follow.

Syllabus

Chapter 1: About This Course

- Course Description

Chapter 2: Getting Started with PowerPoint 2021

- Topic A: Navigate the PowerPoint Environment
- Topic B: View and Navigate a Presentation
- Topic C: Create and Save a Basic Presentation
- Topic D: Use PowerPoint Help

Chapter 3: Developing a PowerPoint Presentation

- Topic A: Create Presentations
- Topic B: Edit Text
- Topic C: Work with Slides
- Topic D: Design a Presentation

Chapter 4: Formatting Text

- Topic A: Format Characters
- Topic B: Format Paragraphs

Chapter 5: Adding and Arranging Graphical Elements

- Topic A: Insert Images
- Topic B: Insert Shapes
- Topic C: Create SmartArt

- Topic D: Insert Stock Media, Icons, and 3D Models
- Topic E: Size, Group, and Arrange Objects

Chapter 6: Modifying Graphical Elements

- Topic A: Format Images
- Topic B: Format Shapes
- Topic C: Customize SmartArt
- Topic D: Format Icons
- Topic E: Format 3D Models
- Topic F: Animate Objects

Chapter 7: Preparing to Deliver Your Presentation

- Topic A: Review Your Presentation
- Topic B: Apply Transitions
- Topic C: Print or Export a Presentation
- Topic D: Deliver Your Presentation

Chapter 8: Appendix A: Microsoft® PowerPoint® Common Keyboard Shortcuts

Chapter 9: Appendix B: Guidelines for Presentation Design

- Appendix Introduction
- Topic A: Presentation Design Principles

12. Practice Test

Here's what you get

25

PRE-ASSESSMENTS QUESTIONS

36

POST-ASSESSMENTS QUESTIONS

Features

Each question comes with detailed remediation explaining not only why an answer option is correct but also why it is incorrect.

Unlimited Practice

Each test can be taken unlimited number of times until the learner feels they are prepared. Learner can review the test and read detailed remediation. Detailed test history is also available.

Each test set comes with learn, test and review modes. In learn mode, learners will attempt a question and will get immediate feedback and complete remediation as they move on to the next question. In test mode, learners can take a timed test simulating the actual exam conditions. In review mode, learners can read through one item at a time without attempting it.

13. Live Labs

The benefits of live-labs are:

- Exam based practical tasks
- Real equipment, absolutely no simulations
- Access to the latest industry technologies
- Available anytime, anywhere on any device
- Break and Reset functionality
- No hardware costs

Lab Tasks

Getting Started with PowerPoint 2021

- Using Underline in the Title Text
- Inserting Content into a Placeholder
- Creating and Saving a Basic Presentation

Developing a PowerPoint Presentation

- Creating a Presentation from a Word Outline
- Using the Clipboard to Paste the Text
- Copying Text from the Document and Pasting into a Slide
- Changing the Title Text on the Title Slide
- Arranging a Slide in the Slide Sorter View
- Reusing Slides from Another Presentation
- Moving a Slide in the Normal View
- Deleting Non-Contiguous Slides in the Slide Sorter View
- Modifying the Slide Layout
- Deleting a Series of Three Slides in the Normal View

- Inserting a New Slide into the Presentation
- Applying a Fill to the Background

Formatting Text

- Using the Mini Toolbar to Change the Color of the Text on a Slide
- Changing the Bullet Style

Adding and Arranging Graphical Elements

- Adding an Online Image
- Inserting an Image from the Desktop
- Converting Text to a SmartArt Graphic
- Converting SmartArt Graphics to Text
- Inserting Cutout People
- Inserting a Video
- Inserting an Icon
- Showing Gridlines

Modifying Graphical Elements

- Adding Alternate Text to the Image
- Applying a Gradient Fill to the Shape
- Applying a Shape Style
- Adding a Fill to a Text Box
- Adding a Text Box to the Slide
- Applying an Animation Effect to a Shape
- Animating Bulleted Text

Preparing to Deliver Your Presentation

- Fixing the Missing Alternative Text Errors
- Adding Missing Slide Titles
- Fixing Text Contrast Warnings
- Checking the Spelling Automatically
- Adding a Transition Between Slides

- Hiding a Slide

Here's what you get

38
LIVE LABS

36
VIDEO TUTORIALS


23
MINUTES

14. Post-Assessment


After completion of the uCertify course Post-Assessments are given to students and often used in conjunction with a Pre-Assessment to measure their achievement and the effectiveness of the exam.

GET IN TOUCH:

 3187 Independence Drive
Livermore, CA 94551,
United States

 +1-415-763-6300

 support@ucertify.com

 www.ucertify.com