

uCertify

Course Outline

Red Hat Certified System Administrator (RHCSA9) -
EX-200



04 Jul 2024

1. Course Objective
2. Pre-Assessment
3. Exercises, Quizzes, Flashcards & Glossary
Number of Questions
4. Expert Instructor-Led Training
5. ADA Compliant & JAWS Compatible Platform
6. State of the Art Educator Tools
7. Award Winning Learning Platform (LMS)
8. Chapter & Lessons
Syllabus
Chapter 1: Introduction
Chapter 2: Installing Red Hat Enterprise Linux
Chapter 3: Using Essential Tools
Chapter 4: Essential File Management Tools
Chapter 5: Working with Text Files
Chapter 6: Connecting to Red Hat Enterprise Linux 9
Chapter 7: User and Group Management
Chapter 8: Permissions Management
Chapter 9: Configuring Networking
Chapter 10: Managing Software
Chapter 11: Managing Processes
Chapter 12: Working with Systemd
Chapter 13: Scheduling Tasks
Chapter 14: Configuring Logging
Chapter 15: Managing Storage
Chapter 16: Managing Advanced Storage
Chapter 17: Basic Kernel Management
Chapter 18: Managing and Understanding the Boot Procedure

Chapter 19: Essential Troubleshooting Skills

Chapter 20: An Introduction to Automation with Bash Shell Scripting

Chapter 21: Configuring SSH

Chapter 22: Managing Apache HTTP Services

Chapter 23: Managing SELinux

Chapter 24: Configuring a Firewall

Chapter 25: Accessing Network Storage

Chapter 26: Configuring Time Services

Chapter 27: Managing Containers

Chapter 28: Final Preparation

Chapter 29: Theoretical Pre-Assessment Exam

Videos and How To

9. Practice Test

Here's what you get

Features

10. Live labs

Lab Tasks

Here's what you get

11. Post-Assessment

1. Course Objective

Prepare for RHCSA certification success with our interactive RHCSA9 course. Packed with engaging lessons, practice tests, hands-on labs, and pre- and post-assessments, this comprehensive resource equips both newcomers and experienced administrators with essential Linux system management skills. Dive into system administration, advanced tasks, and network services, all leading to lucrative opportunities in the IT field. Unlock your Linux potential and master your future with our RHCSA9 course.

2. Pre-Assessment

Pre-Assessment lets you identify the areas for improvement before you start your prep. It determines what students know about a topic before it is taught and identifies areas for improvement with question assessment before beginning the course.

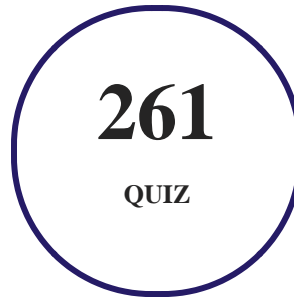
3. Exercises

There is no limit to the number of times learners can attempt these. Exercises come with detailed remediation, which ensures that learners are confident on the topic before proceeding.

251
EXERCISES

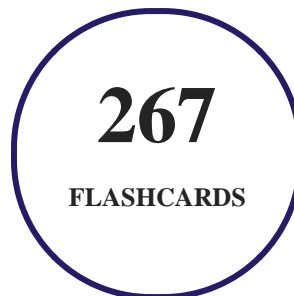
4. Quiz

Quizzes test your knowledge on the topics of the exam when you go through the course material. There is no limit to the number of times you can attempt it.



5. flashcards

Flashcards are effective memory-aiding tools that help you learn complex topics easily. The flashcard will help you in memorizing definitions, terminologies, key concepts, and more. There is no limit to the number of times learners can attempt these. Flashcards help master the key concepts.



6. Glossary of terms

uCertify provides detailed explanations of concepts relevant to the course through Glossary. It contains a list of frequently used terminologies along with its detailed explanation. Glossary defines the key terms.



7. Expert Instructor-Led Training

uCertify uses the content from the finest publishers and only the IT industry's finest instructors. They have a minimum of 15 years real-world experience and are subject matter experts in their fields. Unlike a live class, you can study at your own pace. This creates a personal learning experience and gives you all the benefit of hands-on training with the flexibility of doing it around your schedule 24/7.

8. ADA Compliant & JAWS Compatible Platform

uCertify course and labs are ADA (Americans with Disability Act) compliant. It is now more accessible to students with features such as:

- Change the font, size, and color of the content of the course
- Text-to-speech, reads the text into spoken words
- Interactive videos, how-tos videos come with transcripts and voice-over
- Interactive transcripts, each word is clickable. Students can clip a specific part of the video by clicking on a word or a portion of the text.

JAWS (Job Access with Speech) is a computer screen reader program for Microsoft Windows that reads the screen either with a text-to-speech output or by a Refreshable Braille display. Student can easily navigate uCertify course using JAWS shortcut keys.

9. State of the Art Educator Tools

uCertify knows the importance of instructors and provide tools to help them do their job effectively. Instructors are able to clone and customize course. Do ability grouping. Create sections. Design grade scale and grade formula. Create and schedule assessments. Educators can also move a student from self-paced to mentor-guided to instructor-led mode in three clicks.

10. Award Winning Learning Platform (LMS)

uCertify has developed an award winning, highly interactive yet simple to use platform. The SIIA CODiE Awards is the only peer-reviewed program to showcase business and education technology's finest products and services. Since 1986, thousands of products, services and solutions have been

recognized for achieving excellence. uCertify has won CODiE awards consecutively for last 7 years:

- **2014**

1. Best Postsecondary Learning Solution

- **2015**

1. Best Education Solution
2. Best Virtual Learning Solution
3. Best Student Assessment Solution
4. Best Postsecondary Learning Solution
5. Best Career and Workforce Readiness Solution
6. Best Instructional Solution in Other Curriculum Areas
7. Best Corporate Learning/Workforce Development Solution

- **2016**

1. Best Virtual Learning Solution
2. Best Education Cloud-based Solution
3. Best College and Career Readiness Solution
4. Best Corporate / Workforce Learning Solution
5. Best Postsecondary Learning Content Solution
6. Best Postsecondary LMS or Learning Platform
7. Best Learning Relationship Management Solution

- **2017**

1. Best Overall Education Solution
2. Best Student Assessment Solution
3. Best Corporate/Workforce Learning Solution
4. Best Higher Education LMS or Learning Platform

- **2018**

1. Best Higher Education LMS or Learning Platform

2. Best Instructional Solution in Other Curriculum Areas
3. Best Learning Relationship Management Solution

- **2019**

1. Best Virtual Learning Solution
2. Best Content Authoring Development or Curation Solution
3. Best Higher Education Learning Management Solution (LMS)

- **2020**

1. Best College and Career Readiness Solution
2. Best Cross-Curricular Solution
3. Best Virtual Learning Solution

11. Chapter & Lessons

uCertify brings these textbooks to life. It is full of interactive activities that keeps the learner engaged. uCertify brings all available learning resources for a topic in one place so that the learner can efficiently learn without going to multiple places. Challenge questions are also embedded in the chapters so learners can attempt those while they are learning about that particular topic. This helps them grasp the concepts better because they can go over it again right away which improves learning.

Learners can do Flashcards, Exercises, Quizzes and Labs related to each chapter. At the end of every lesson, uCertify courses guide the learners on the path they should follow.

Syllabus

Chapter 1: Introduction

- Goals and Methods
- Who Should Read This Course?
- How This Course Is Organized

- Exam Objective to Lesson Mapping

Chapter 2: Installing Red Hat Enterprise Linux

- Preparing to Install Red Hat Enterprise Linux
- Performing an Installation
- Summary
- Review All Key Topics
- Review Questions
- End-of-Lesson Lab

Chapter 3: Using Essential Tools

- Basic Shell Skills
- Editing Files with vim
- Understanding the Shell Environment
- Finding Help
- Summary
- Review All Key Topics
- Review Questions

- End-of-Lesson Lab

Chapter 4: Essential File Management Tools

- Working with the File System Hierarchy
- Managing Files
- Using Links
- Working with Archives and Compressed Files
- Summary
- Review All Key Topics
- Review Questions
- End-of-Lesson Lab

Chapter 5: Working with Text Files

- Using Common Text File–Related Tools
- A Primer to Using Regular Expressions
- Using grep to Analyze Text
- Working with Other Useful Text Processing Utilities
- Summary
- Review All Key Topics

- Review Questions
- End-of-Lesson Lab

Chapter 6: Connecting to Red Hat Enterprise Linux 9

- Working on Local Consoles
- Using SSH and Related Utilities
- Summary
- Review All Key Topics
- Review Questions
- End-of-Lesson Labs

Chapter 7: User and Group Management

- Understanding Different User Types
- Creating and Managing User Accounts
- Creating and Managing Group Accounts
- Summary
- Review All Key Topics
- Review Questions

- End-of-Lesson Labs

Chapter 8: Permissions Management

- Managing File Ownership
- Managing Basic Permissions
- Managing Advanced Permissions
- Setting Default Permissions with umask
- Working with User-Extended Attributes
- Summary
- Review All Key Topics
- Review Questions
- End-of-Lesson Lab

Chapter 9: Configuring Networking

- Networking Fundamentals
- Managing Network Addresses and Interfaces
- Validating Network Configuration
- Managing Network Configuration with nmtui and nmcli
- Setting Up Hostname and Name Resolution

- Summary
- Review All Key Topics
- Review Questions
- End-of-Lesson Lab

Chapter 10: Managing Software

- Managing Software Packages with dnf
- Using dnf
- Managing Package Modules
- Managing Software Packages with rpm
- Summary
- Review All Key Topics
- Review Questions
- End-of-Lesson Lab

Chapter 11: Managing Processes

- Introducing Process Management
- Managing Shell Jobs

- Using Common Command-Line Tools for Process Management
- Using top to Manage Processes
- Using tuned to Optimize Performance
- Summary
- Review All Key Topics
- Review Questions
- End-of-Lesson Lab

Chapter 12: Working with Systemd

- Understanding Systemd
- Managing Units Through Systemd
- Summary
- Review All Key Topics
- Review Questions
- End-of-Lesson Lab

Chapter 13: Scheduling Tasks

- Understanding Task Scheduling Options in RHEL
- Using Systemd Timers

- Configuring cron to Automate Recurring Tasks
- Configuring at to Schedule Future Tasks
- Summary
- Review All Key Topics
- Review Questions
- End-of-Lesson Lab

Chapter 14: Configuring Logging

- Understanding System Logging
- Working with systemd-journald
- Configuring rsyslogd
- Rotating Log Files
- Summary
- Review All Key Topics
- Review Questions
- End-of-Lesson Lab

Chapter 15: Managing Storage

- Understanding MBR and GPT Partitions
- Managing Partitions and File Systems
- Mounting File Systems
- Summary
- Review All Key Topics
- Review Questions
- End-of-Lesson Lab

Chapter 16: Managing Advanced Storage

- Understanding LVM
- Creating LVM Logical Volumes
- Resizing LVM Logical Volumes
- Configuring Stratis
- Summary
- Review All Key Topics
- Review Questions
- End-of-Lesson Labs

Chapter 17: Basic Kernel Management

- Understanding the Role of the Linux Kernel
- Working with Kernel Modules
- Upgrading the Linux Kernel
- Summary
- Review All Key Topics
- Review Questions
- End-of-Lesson Lab

Chapter 18: Managing and Understanding the Boot Procedure

- Managing Systemd Targets
- Working with GRUB 2
- Summary
- Review All Key Topics
- Review Questions
- End-of-Lesson Labs

Chapter 19: Essential Troubleshooting Skills

- Understanding the RHEL 9 Boot Procedure

- Passing Kernel Boot Arguments
- Using a Rescue Disk
- Fixing Common Issues
- Summary
- Review All Key Topics
- Review Questions
- End-of-Lesson Lab

Chapter 20: An Introduction to Automation with Bash Shell Scripting

- Understanding Shell Scripting Core Elements
- Using Variables and Input
- Using Conditional Loops
- Summary
- Review All Key Topics
- Review Questions
- End-of-Lesson Lab

Chapter 21: Configuring SSH

- Hardening the SSH Server

- Using Other Useful sshd Options
- Configuring Key-Based Authentication with Passphrases
- Summary
- Review All Key Topics
- Review Questions
- End-of-Lesson Lab

Chapter 22: Managing Apache HTTP Services

- Configuring a Basic Apache Server
- Understanding Apache Configuration Files
- Creating Apache Virtual Hosts
- Summary
- Review All Key Topics
- Review Questions
- End-of-Lesson Lab

Chapter 23: Managing SELinux

- Understanding SELinux Working Modes

- Understanding Context Settings and the Policy
- Restoring Default File Contexts
- Managing Port Access
- Using Boolean Settings to Modify SELinux Settings
- Diagnosing and Addressing SELinux Policy Violations
- Summary
- Review All Key Topics
- Review Questions
- End-of-Lesson Lab

Chapter 24: Configuring a Firewall

- Understanding Linux Firewalling
- Working with Firewalld
- Summary
- Review All Key Topics
- Review Questions
- End-of-Lesson Lab

Chapter 25: Accessing Network Storage

- Using NFS Services
- Mounting Remote File Systems Through fstab
- Using Automount to Mount Remote File Systems
- Summary
- Review All Key Topics
- Review Questions
- End-of-Lesson Lab

Chapter 26: Configuring Time Services

- Understanding Local Time
- Using Network Time Protocol
- Managing Time on Red Hat Enterprise Linux
- Summary
- Review All Key Topics
- Review Questions
- End-of-Lesson Lab

Chapter 27: Managing Containers

- Understanding Containers
- Running a Container
- Working with Container Images
- Managing Containers
- Managing Container Storage
- Running Containers as Systemd Services
- Summary
- Review All Key Topics
- Review Questions
- End-of-Lesson Lab

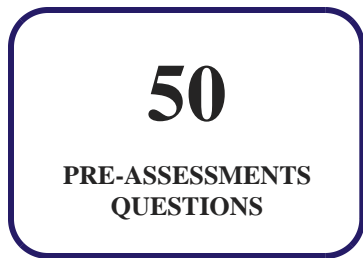
Chapter 28: Final Preparation

- General Tips

Chapter 29: Theoretical Pre-Assessment Exam

12. Practice Test

Here's what you get



Features

Each question comes with detailed remediation explaining not only why an answer option is correct but also why it is incorrect.

Unlimited Practice

Each test can be taken unlimited number of times until the learner feels they are prepared. Learner can review the test and read detailed remediation. Detailed test history is also available.

Each test set comes with learn, test and review modes. In learn mode, learners will attempt a question and will get immediate feedback and complete remediation as they move on to the next question. In test mode, learners can take a timed test simulating the actual exam conditions. In review mode, learners can read through one item at a time without attempting it.

13. Live Labs

The benefits of live-labs are:

- Exam based practical tasks
- Real equipment, absolutely no simulations
- Access to the latest industry technologies
- Available anytime, anywhere on any device
- Break and Reset functionality
- No hardware costs

Lab Tasks

Using Essential Tools

- Using Internal and External Commands from the Shell
- Using I/O Redirection and Pipes
- Working with History
- Using Bash Completion
- Working with Vim
- Managing the Shell Environment
- Using man -k
- Using info

Essential File Management Tools

- Getting an Overview of Current Mounts
- Working with Directories
- Working with Files
- Creating a Hard Link
- Working with Symbolic and Hard Links
- Using tar

Working with Text Files

- Applying Basic less Skills
- Using Basic head and tail Operations
- Using Common grep Options

Connecting to Red Hat Enterprise Linux 9

- Working on Several Terminal Windows Simultaneously
- Working with Pseudo Terminals

User and Group Management

- Switching User Accounts
- Creating User Accounts
- Working with Groups

Permissions Management

- Managing Basic Permissions
- Working with Special Permissions

Configuring Networking

- Validating Network Configuration
- Verifying Network Settings
- Managing Network Connections with nmcli
- Changing Connection Parameters with nmcli

Managing Software

- Creating a Repository
- Using dnf for Package Management
- Using RPM Queries

Managing Processes

- Managing Jobs
- Managing Processes from the Command Line
- Using tuned

Working with Systemd

- Managing Units with systemctl
- Changing the Unit Configuration

Scheduling Tasks

- Using Systemd Timers
- Running Scheduled Tasks Through cron
- Scheduling Jobs with At

Configuring Logging

- Using Live Log Monitoring and Logger
- Discovering journalctl
- Making the Systemd Journal Persistent
- Changing rsyslog.conf Rules

Managing Storage

- Creating MBR Partitions and Setting Up File Systems
- Creating Logical Partitions
- Creating GPT Partitions with gdisk
- Creating Partitions with parted
- Creating a Swap Partition
- Mounting Partitions Through /etc/fstab

Managing Advanced Storage

- Creating a LVM Structure
- Resizing Logical Volumes
- Managing Stratis Volumes

Basic Kernel Management

- Managing Kernel Modules from the Command Line
- Loading Kernel Modules with Parameters

Managing and Understanding the Boot Procedure

- Isolating Targets
- Applying Modifications to GRUB 2

An Introduction to Automation with Bash Shell Scripting

- Writing a Simple Shell Script
- Working with Positional Parameters
- Working with Input
- Using If ... Then ... Else

Configuring SSH

- Configuring SSH Security Options

Managing Apache HTTP Services

- Setting Up a Basic Web Server

Managing SELinux

- Manipulating SELinux Modes
- Setting a Context Label on a Nondefault Apache Document Root
- Installing SELinux-Specific Man Pages
- Using restorecon to Relabel Files

Configuring a Firewall

- Managing the Firewall with firewall-cmd

Accessing Network Storage

- Setting Up an Nfs Share

Configuring Time Services

- Managing Local Time

Managing Containers

- Running Containers With Podman

- Managing Container Images
- Managing Container Port Mappings
- Bind Mounting In Rootless Containers

Here's what you get

73

LIVE LABS

73

VIDEO TUTORIALS

02:06


HOURS

14. Post-Assessment


After completion of the uCertify course Post-Assessments are given to students and often used in conjunction with a Pre-Assessment to measure their achievement and the effectiveness of the exam.

GET IN TOUCH:

 3187 Independence Drive
Livermore, CA 94551,
United States

 +1-415-763-6300

 support@ucertify.com

 www.ucertify.com