

uCertify

Course Outline

EMT Exam



04 Jul 2024

1. Course Objective
2. Pre-Assessment
3. Exercises, Quizzes, Flashcards & Glossary
Number of Questions
4. Expert Instructor-Led Training
5. ADA Compliant & JAWS Compatible Platform
6. State of the Art Educator Tools
7. Award Winning Learning Platform (LMS)
8. Chapter & Lessons
Syllabus
Chapter 1: Introduction
Chapter 2: Becoming an Emergency Medical Technician
Chapter 3: Taking an EMT Course and Registering for the EMT Exam
Chapter 4: Getting to Know the EMT Exam
Chapter 5: The Anatomy of the Multiple-Choice Question
Chapter 6: Checking Out Computer Adaptive Testing
Chapter 7: Preparing for the Exam
Chapter 8: Doing Your Best During the Exam
Chapter 9: The Airway, Respiration, and Ventilation
Chapter 10: Cardiology and Resuscitation Essentials
Chapter 11: Medical and Obstetrics/Gynecology Fundamentals
Chapter 12: Trauma Basics
Chapter 13: The Scoop on Pediatrics
Chapter 14: EMS Operations
Chapter 15: Ten Assessment Tips for EMTs
Chapter 16: Ten Tips for Performing EMT Procedures
Videos and How To
9. Practice Test

Here's what you get

Features

1. Course Objective

The EMT Exam Course is designed to prepare you for success in the Emergency Medical Technician (EMT) certification examination. Whether you're aspiring to become an EMT, seeking to advance your career in emergency medical services, or simply aiming to enhance your knowledge and skills in prehospital care the course is here to support your journey. The course covers all key areas tested in the EMT exam, including: Medical Knowledge, Trauma Management, Patient Assessment, Medical Procedures, Special Populations and EMS Operations.

2. Pre-Assessment

Pre-Assessment lets you identify the areas for improvement before you start your prep. It determines what students know about a topic before it is taught and identifies areas for improvement with question assessment before beginning the course.

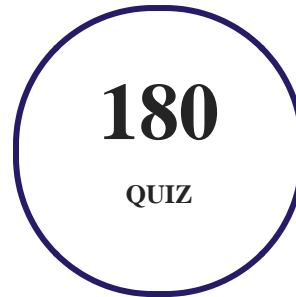
3. Exercises

There is no limit to the number of times learners can attempt these. Exercises come with detailed remediation, which ensures that learners are confident on the topic before proceeding.

360
EXERCISES

4. Quiz

Quizzes test your knowledge on the topics of the exam when you go through the course material. There is no limit to the number of times you can attempt it.



5. Expert Instructor-Led Training

uCertify uses the content from the finest publishers and only the IT industry's finest instructors. They have a minimum of 15 years real-world experience and are subject matter experts in their fields. Unlike a live class, you can study at your own pace. This creates a personal learning experience and gives you all the benefit of hands-on training with the flexibility of doing it around your schedule 24/7.

6. ADA Compliant & JAWS Compatible Platform

uCertify course and labs are ADA (Americans with Disability Act) compliant. It is now more accessible to students with features such as:

- Change the font, size, and color of the content of the course
- Text-to-speech, reads the text into spoken words
- Interactive videos, how-tos videos come with transcripts and voice-over
- Interactive transcripts, each word is clickable. Students can clip a specific part of the video by clicking on a word or a portion of the text.

JAWS (Job Access with Speech) is a computer screen reader program for Microsoft Windows that reads the screen either with a text-to-speech output or by a Refreshable Braille display. Student can easily navigate uCertify course using JAWS shortcut keys.

7. State of the Art Educator Tools

uCertify knows the importance of instructors and provide tools to help them do their job effectively. Instructors are able to clone and customize course. Do ability grouping. Create sections. Design grade scale and grade formula. Create and schedule assessments. Educators can also move a student from self-paced to mentor-guided to instructor-led mode in three clicks.

8. Award Winning Learning Platform (LMS)

uCertify has developed an award winning, highly interactive yet simple to use platform. The SIIA CODiE Awards is the only peer-reviewed program to showcase business and education technology's finest products and services. Since 1986, thousands of products, services and solutions have been recognized for achieving excellence. uCertify has won CODiE awards consecutively for last 7 years:

- **2014**

1. Best Postsecondary Learning Solution

- **2015**

1. Best Education Solution
2. Best Virtual Learning Solution
3. Best Student Assessment Solution
4. Best Postsecondary Learning Solution
5. Best Career and Workforce Readiness Solution
6. Best Instructional Solution in Other Curriculum Areas
7. Best Corporate Learning/Workforce Development Solution

- **2016**

1. Best Virtual Learning Solution
2. Best Education Cloud-based Solution
3. Best College and Career Readiness Solution
4. Best Corporate / Workforce Learning Solution
5. Best Postsecondary Learning Content Solution
6. Best Postsecondary LMS or Learning Platform
7. Best Learning Relationship Management Solution

- **2017**
 1. Best Overall Education Solution
 2. Best Student Assessment Solution
 3. Best Corporate/Workforce Learning Solution
 4. Best Higher Education LMS or Learning Platform

- **2018**
 1. Best Higher Education LMS or Learning Platform
 2. Best Instructional Solution in Other Curriculum Areas
 3. Best Learning Relationship Management Solution

- **2019**
 1. Best Virtual Learning Solution
 2. Best Content Authoring Development or Curation Solution
 3. Best Higher Education Learning Management Solution (LMS)

- **2020**
 1. Best College and Career Readiness Solution
 2. Best Cross-Curricular Solution
 3. Best Virtual Learning Solution

9. Chapter & Lessons

uCertify brings these textbooks to life. It is full of interactive activities that keeps the learner engaged. uCertify brings all available learning resources for a topic in one place so that the learner can efficiently learn without going to multiple places. Challenge questions are also embedded in the chapters so learners can attempt those while they are learning about that particular topic. This helps them grasp the concepts better because they can go over it again right away which improves learning.

Learners can do Flashcards, Exercises, Quizzes and Labs related to each chapter. At the end of every lesson, uCertify courses guide the learners on the path they should follow.

Syllabus

Chapter 1: Introduction

- About This Course
- Assumptions
- Icons Used in This Course
- Where to Go from Here

Chapter 2: Becoming an Emergency Medical Technician

- Understanding What Being an EMT Means
- Walking through the Steps of Becoming an EMT
- Maintaining Your EMT Certification

Chapter 3: Taking an EMT Course and Registering for the EMT Exam

- Enrolling in and Completing an EMT Course
- Signing Up for the EMT Exam

Chapter 4: Getting to Know the EMT Exam

- Checking Out the Cognitive Exam
- Completing the Practical Exam Portion

Chapter 5: The Anatomy of the Multiple-Choice Question

- Looking at the Parts
- Breaking Down a Question Step by Step

Chapter 6: Checking Out Computer Adaptive Testing

- Understanding How Computer Adaptive Testing Works
- Adapting to Computer Adaptive Testing

Chapter 7: Preparing for the Exam

- Gearing Up to Study
- Making the Most Out of Studying
- Picking Out Other Pointers for Success

Chapter 8: Doing Your Best During the Exam

- Knowing What to Expect in a Nutshell
- Staying Focused and Positive During the Exam
- Getting Your Results and Moving Ahead

Chapter 9: The Airway, Respiration, and Ventilation

- Getting an Overview of the Respiratory System
- Knowing the Airway and Breathing Issues to Look for When You Assess Patients
- Taking Action on Potential Airway and Breathing Problems

Chapter 10: Cardiology and Resuscitation Essentials

- Checking Out the Cardiovascular System
- Knowing the Cardiovascular Issues to Look for When You Assess Patients
- Acting on Potential Cardiovascular Problems

Chapter 11: Medical and Obstetrics/Gynecology Fundamentals

- Introducing the Body's Main Systems
- Feeling Out the Nervous System
- Moving through the Gastrointestinal System
- Fighting Invaders with the Immune System
- Taking Control with the Endocrine System
- Getting the Scoop on the Hematologic System (Blood)
- Considering the Urinary System
- Cycling through Obstetrics and Gynecology
- Boning Up on the Musculoskeletal System

- Understanding Toxicology
- Handling Psychiatric Disorders and Behavioral Emergencies

Chapter 12: Trauma Basics

- Relating the Mechanism of Injury to Injury Patterns
- Investigating Injuries That Affect the Airway and Breathing
- Assessing Injuries That Affect Circulation
- Evaluating Spinal Cord Injuries
- Managing Trauma Step by Step

Chapter 13: The Scoop on Pediatrics

- Sorting Out What Makes Children Different from Adults
- Managing the Pediatric Patient

Chapter 14: EMS Operations

- Maintaining Medical Legal Standards
- Staying Healthy, Sane, and Safe
- Communicating Well with Others During an Emergency
- Understanding Emergency Vehicle Operations

- Managing Large Incidents

Chapter 15: Ten Assessment Tips for EMTs

- Looking at the Whole Patient
- Assessing the ABCs before Anything Else
- Deciding Whether to Oxygenate or Ventilate
- Determining Shock
- Searching for the Signs of Beck's Triad
- Checking for Cushing's Triad
- Recognizing That Not All Wheezes Are Asthma
- Listing the Causes of Altered Mental Status
- Understanding That Not All Myocardial Infarctions Have Chest Pain as a Symptom
- Knowing That Crying Is a Good Sign in Pediatric Patients

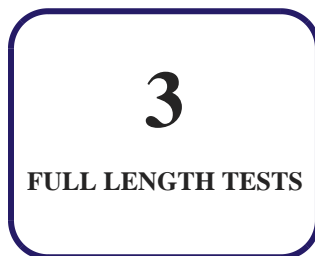
Chapter 16: Ten Tips for Performing EMT Procedures

- Practice, Practice, Practice
- Closely Evaluate Breathing
- Palpate Firmly and Steadily

- Improve the Volume of Lung Sounds
- Immobilize the Patient's Spine at the Correct Time
- Control Bleeding Immediately
- Splint an Angulated Fracture the Way You Found It (If Possible)
- Perform a Focused Physical Exam
- Make an Abdominal Exam More Accurate
- Provide Consistent Medical Documentation

10. Practice Test

Here's what you get



Features

Each question comes with detailed remediation explaining not only why an answer option is correct but also why it is incorrect.


Unlimited Practice

Each test can be taken unlimited number of times until the learner feels they are prepared. Learner can review the test and read detailed remediation. Detailed test history is also available.


Each test set comes with learn, test and review modes. In learn mode, learners will attempt a question and will get immediate feedback and complete remediation as they move on to the next question. In test mode, learners can take a timed test simulating the actual exam conditions. In review mode, learners can read through one item at a time without attempting it.

GET IN TOUCH:

 3187 Independence Drive
Livermore, CA 94551,
United States

 +1-415-763-6300

 support@ucertify.com

 www.ucertify.com