

uCertify

Course Outline

Practical Cybersecurity Architecture



04 Jul 2024

1. Course Objective
2. Pre-Assessment
3. Exercises, Quizzes, Flashcards & Glossary
Number of Questions
4. Expert Instructor-Led Training
5. ADA Compliant & JAWS Compatible Platform
6. State of the Art Educator Tools
7. Award Winning Learning Platform (LMS)
8. Chapter & Lessons
Syllabus
Chapter 1: Introduction
Chapter 2: What Is Cybersecurity Architecture?
Chapter 3: Architecture – The Core of Solution Building
Chapter 4: Building an Architecture – Scope and Requirements
Chapter 5: Building an Architecture – Your Toolbox
Chapter 6: Building an Architecture – Developing Enterprise Blueprints
Chapter 7: Building an Architecture – Application Blueprints
Chapter 8: Execution –Applying Architecture Models
Chapter 9: Execution – Future-Proofing
Chapter 10: Putting It All Together
Videos and How To
9. Practice Test
Here's what you get
Features

1. Course Objective

The Practical Cybersecurity Architecture course is designed to equip you with the essential skills and knowledge required to design secure systems that can withstand modern cyber threats. This course focuses on understanding cybersecurity principles, architectures, and best practices to protect IT infrastructure. The course covers the key areas such as Introduction to Cybersecurity Architecture, Security Principles, Security Architectures, Network Security, Endpoint Security and Cloud Security.

2. Pre-Assessment

Pre-Assessment lets you identify the areas for improvement before you start your prep. It determines what students know about a topic before it is taught and identifies areas for improvement with question assessment before beginning the course.

3. Exercises

There is no limit to the number of times learners can attempt these. Exercises come with detailed remediation, which ensures that learners are confident on the topic before proceeding.

61
EXERCISES

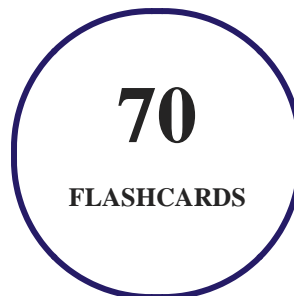
4. Quiz

Quizzes test your knowledge on the topics of the exam when you go through the course material. There is no limit to the number of times you can attempt it.



5. flashcards

Flashcards are effective memory-aiding tools that help you learn complex topics easily. The flashcard will help you in memorizing definitions, terminologies, key concepts, and more. There is no limit to the number of times learners can attempt these. Flashcards help master the key concepts.



6. Glossary of terms

uCertify provides detailed explanations of concepts relevant to the course through Glossary. It contains a list of frequently used terminologies along with its detailed explanation. Glossary defines the key terms.



7. Expert Instructor-Led Training

uCertify uses the content from the finest publishers and only the IT industry's finest instructors. They have a minimum of 15 years real-world experience and are subject matter experts in their fields. Unlike a live class, you can study at your own pace. This creates a personal learning experience and gives you all the benefit of hands-on training with the flexibility of doing it around your schedule 24/7.

8. ADA Compliant & JAWS Compatible Platform

uCertify course and labs are ADA (Americans with Disability Act) compliant. It is now more accessible to students with features such as:

- Change the font, size, and color of the content of the course
- Text-to-speech, reads the text into spoken words
- Interactive videos, how-tos videos come with transcripts and voice-over
- Interactive transcripts, each word is clickable. Students can clip a specific part of the video by clicking on a word or a portion of the text.

JAWS (Job Access with Speech) is a computer screen reader program for Microsoft Windows that reads the screen either with a text-to-speech output or by a Refreshable Braille display. Student can easily navigate uCertify course using JAWS shortcut keys.

9. State of the Art Educator Tools

uCertify knows the importance of instructors and provide tools to help them do their job effectively. Instructors are able to clone and customize course. Do ability grouping. Create sections. Design grade scale and grade formula. Create and schedule assessments. Educators can also move a student from self-paced to mentor-guided to instructor-led mode in three clicks.

10. Award Winning Learning Platform (LMS)

uCertify has developed an award winning, highly interactive yet simple to use platform. The SIIA CODiE Awards is the only peer-reviewed program to showcase business and education technology's finest products and services. Since 1986, thousands of products, services and solutions have been

recognized for achieving excellence. uCertify has won CODiE awards consecutively for last 7 years:

- **2014**

1. Best Postsecondary Learning Solution

- **2015**

1. Best Education Solution
2. Best Virtual Learning Solution
3. Best Student Assessment Solution
4. Best Postsecondary Learning Solution
5. Best Career and Workforce Readiness Solution
6. Best Instructional Solution in Other Curriculum Areas
7. Best Corporate Learning/Workforce Development Solution

- **2016**

1. Best Virtual Learning Solution
2. Best Education Cloud-based Solution
3. Best College and Career Readiness Solution
4. Best Corporate / Workforce Learning Solution
5. Best Postsecondary Learning Content Solution
6. Best Postsecondary LMS or Learning Platform
7. Best Learning Relationship Management Solution

- **2017**

1. Best Overall Education Solution
2. Best Student Assessment Solution
3. Best Corporate/Workforce Learning Solution
4. Best Higher Education LMS or Learning Platform

- **2018**

1. Best Higher Education LMS or Learning Platform

2. Best Instructional Solution in Other Curriculum Areas
3. Best Learning Relationship Management Solution

- **2019**

1. Best Virtual Learning Solution
2. Best Content Authoring Development or Curation Solution
3. Best Higher Education Learning Management Solution (LMS)

- **2020**

1. Best College and Career Readiness Solution
2. Best Cross-Curricular Solution
3. Best Virtual Learning Solution

11. Chapter & Lessons

uCertify brings these textbooks to life. It is full of interactive activities that keeps the learner engaged. uCertify brings all available learning resources for a topic in one place so that the learner can efficiently learn without going to multiple places. Challenge questions are also embedded in the chapters so learners can attempt those while they are learning about that particular topic. This helps them grasp the concepts better because they can go over it again right away which improves learning.

Learners can do Flashcards, Exercises, Quizzes and Labs related to each chapter. At the end of every lesson, uCertify courses guide the learners on the path they should follow.

Syllabus

Chapter 1: Introduction

- Who this course is for
- What this course covers
- To get the most out of this course

Chapter 2: What Is Cybersecurity Architecture?

- Understanding the need for cybersecurity
- What is cybersecurity architecture?
- Architecture roles and processes
- Summary

Chapter 3: Architecture – The Core of Solution Building

- Terminology
- Understanding solution building
- Establishing the context for designs
- Understanding goals
- Structures and documents
- Risk management and compliance
- Establishing a guiding process
- Summary

Chapter 4: Building an Architecture – Scope and Requirements

- Understanding scope

- Setting architectural scope
- Scope – enterprise security
- Scope – application security
- The process for setting scope
- Summary

Chapter 5: Building an Architecture – Your Toolbox

- Introduction to the architect's toolbox
- Planning tools
- Case study – data gathering
- Building blocks of secure design
- Summary

Chapter 6: Building an Architecture – Developing Enterprise Blueprints

- Requirements
- Blueprints
- Process
- The vision

- Case study – shared goals, vision, and engagement
- Creating a program
- Documenting your high-level approach
- Summary

Chapter 7: Building an Architecture – Application Blueprints

- Application design considerations
- Life cycle models
- Considerations for waterfall projects
- Considerations for Agile projects
- Considerations for DevOps projects
- Process for application security design
- Summary

Chapter 8: Execution –Applying Architecture Models

- Process steps
- Technical design
- Operational integration
- Telemetry

- Summary

Chapter 9: Execution – Future-Proofing

- Overcoming obstacles in project execution
- Future-proofing designs
- Summary

Chapter 10: Putting It All Together

- Virtuous cycles
- Tips and tricks
- Gotchas
- Summary

12. Practice Test

Here's what you get



Features

Each question comes with detailed remediation explaining not only why an answer option is correct but also why it is incorrect.


Unlimited Practice

Each test can be taken unlimited number of times until the learner feels they are prepared. Learner can review the test and read detailed remediation. Detailed test history is also available.


Each test set comes with learn, test and review modes. In learn mode, learners will attempt a question and will get immediate feedback and complete remediation as they move on to the next question. In test mode, learners can take a timed test simulating the actual exam conditions. In review mode, learners can read through one item at a time without attempting it.

GET IN TOUCH:

 3187 Independence Drive
Livermore, CA 94551,
United States

 +1-415-763-6300

 support@ucertify.com

 www.ucertify.com